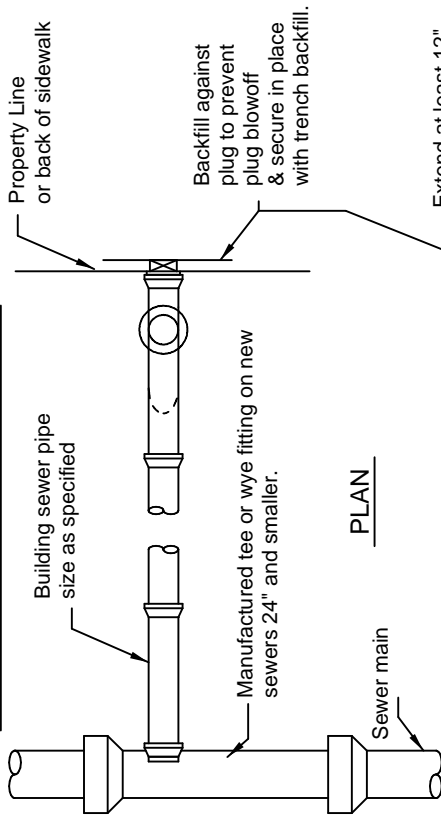
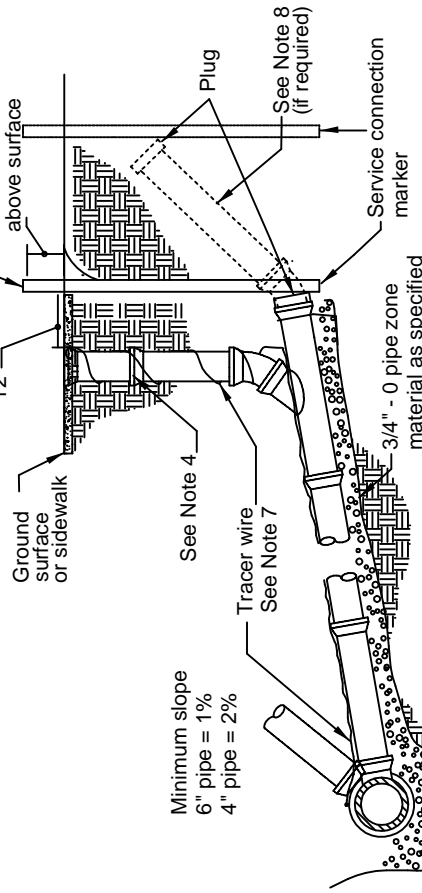


SHALLOW TRENCH SERVICE



PLAN

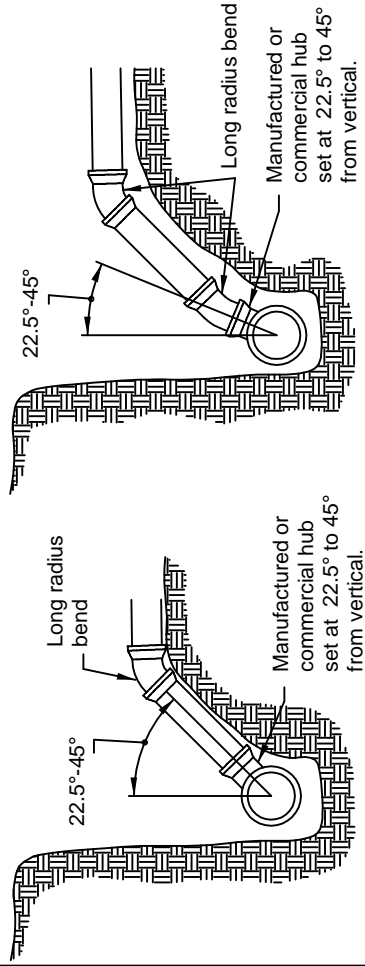


ELEVATION

Notes:

1. Pipe and fittings shall be compatible. Only manufactured fittings shall be used.
2. Minimum depth at right of way or easement line shall be 4'.
3. Marker posts and blocking shall be 2" schedule 40 PVC. Post to extend 12" minimum above Exposed area shall be white
4. Cleanout shall be placed at property line, or 12" from back of sidewalk where applicable.
5. Lay building sewer at max. 45° from horizontal to achieve required depth at property line when minimum slope results in excessive depth.
6. For bedding and backfill see trench detail.
7. Locate wire to be 14 ga., solid strand, color coded.
8. Extend service pipe to within 3' of finish grade.

DEEP TRENCH SERVICE



Notes:

1. Pipe and fittings shall be compatible. Only manufactured fittings shall be used.
2. For details not shown see shallow trench service connection drawing.
3. Vertical trench walls are required. If it is not possible to maintain vertical trench walls, use alternate connection method to maintain 6" maximum distance between riser pipe and trench walls. Replace all excavated or disturbed material with full depth granular backfill compacted to 95% relative density.
4. Where deep connection is at an angle less than 45° from vertical, ductile iron pipe and fittings should be used.
5. For bedding and backfill see trench detail.

NOTE: All material and workmanship shall be in accordance with the current Oregon Standard Specifications.

OREGON STANDARD DRAWINGS

CITY OF HOOD RIVER SEWER CONNECTION

2002

REVISIONS

DESCRIPTION

City of Hood River Modifications

Service Line Extension

DATE

12-02

06-05