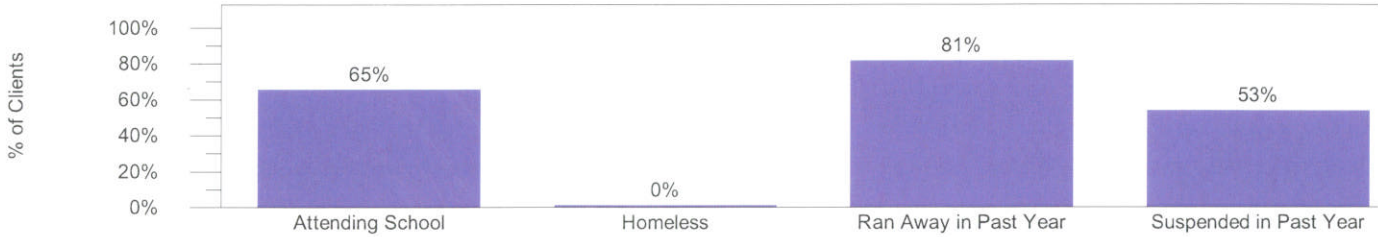


DASA-TA Client Characteristics Report

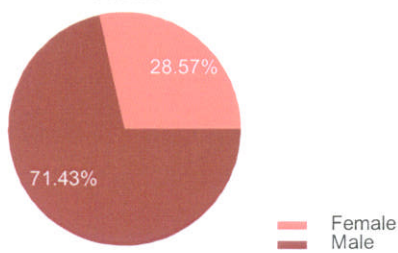
One-Day Snapshot of Clients in Treatment on October 1, 2008
Youth CCS Outpatient Clients Governing Snohomish County (All Fund Sources) (N = 112)

DEMOGRAPHICS

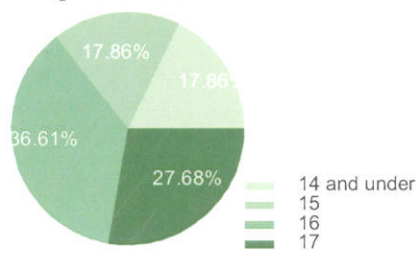
Home and School Situation



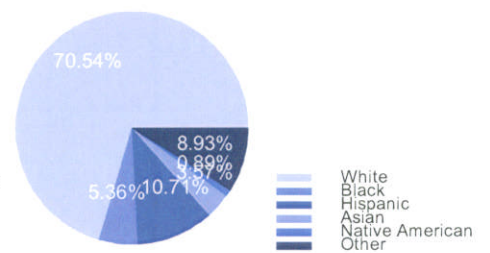
Gender



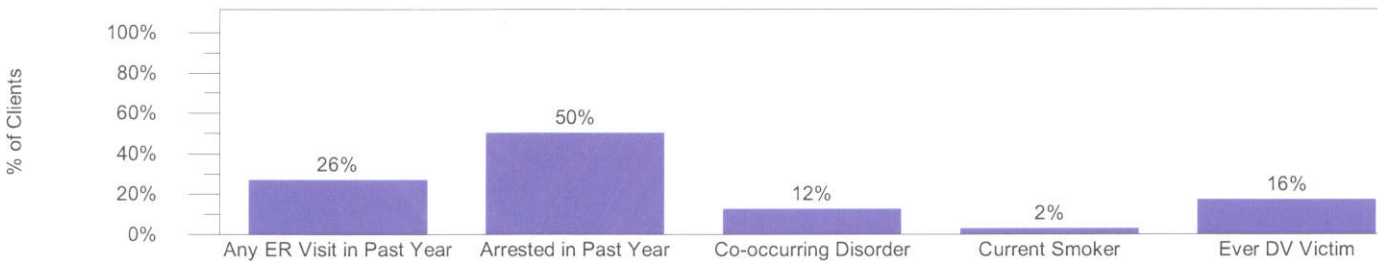
Age at Admission



Race

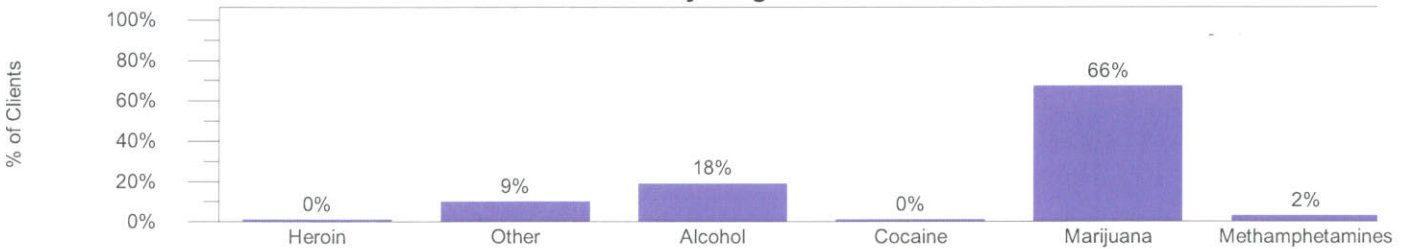


RISK FACTORS

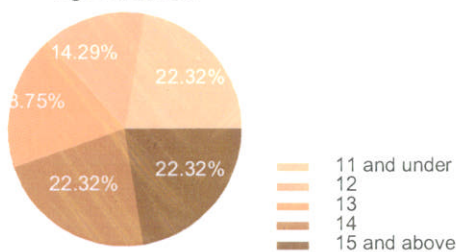


SUBSTANCE ABUSE

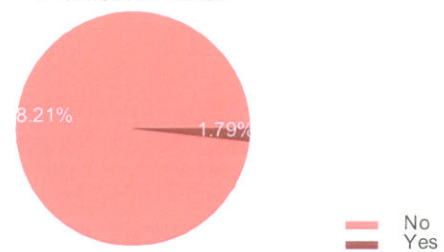
Primary Drug



Age at 1st Use



Ever Injected Drugs



- Does not include DOC-paid admissions

DASA-TA
Client Characteristics Report
 One-Day Snapshot of Clients in Treatment on October 1, 2008
 Youth CCS Outpatient Clients

| | | <i>Governing Snohomish County (All Fund Sources)</i> | | <i>Statewide</i> | | |
|----------------------------|----------------------------------|--|----------|------------------|----------|-------|
| | | <i>N (112)</i> | <i>%</i> | <i>N (1,845)</i> | <i>%</i> | |
| Demographics | Home and School Situation | Homeless | 1 | 0.89 | 23 | 1.25 |
| | | Ran Away in Past Year | 91 | 81.25 | 1,540 | 83.47 |
| | | Suspended in Past Year | 60 | 53.57 | 949 | 51.44 |
| | | Attending School | 73 | 65.18 | 1,298 | 70.35 |
| | Race / Ethnicity | Asian | 4 | 3.57 | 54 | 2.93 |
| | | Black | 6 | 5.36 | 108 | 5.85 |
| | | Hispanic | 12 | 10.71 | 364 | 19.73 |
| | | Native American | 1 | 0.89 | 55 | 2.98 |
| | | Other | 10 | 8.93 | 232 | 12.57 |
| | | White | 79 | 70.54 | 1,032 | 55.93 |
| | Gender | Male | 80 | 71.43 | 1,209 | 65.53 |
| | | Female | 32 | 28.57 | 636 | 34.47 |
| | Age | 14 and under | 20 | 17.86 | 348 | 18.86 |
| | | 15 | 20 | 17.86 | 444 | 24.07 |
| | | 16 | 41 | 36.61 | 530 | 28.73 |
| | | 17 | 31 | 27.68 | 523 | 28.35 |
| | Risk Factors | Co-occurring Disorder | 14 | 12.50 | 214 | 11.60 |
| | | Ever Domestic Violence Victim | 19 | 16.96 | 373 | 20.22 |
| | | Current Smoker | 3 | 2.68 | 37 | 2.01 |
| | | Any Emergency Room Visit in Past Year | 30 | 26.79 | 543 | 29.43 |
| Arrested in Past Year | | 56 | 50.00 | 965 | 52.30 | |
| Substance Abuse | Primary Drug | Heroin | 1 | 0.89 | 3 | 0.16 |
| | | Other | 11 | 9.82 | 88 | 4.77 |
| | | Alcohol | 21 | 18.75 | 532 | 28.83 |
| | | Cocaine | 1 | 0.89 | 29 | 1.57 |
| | | Marijuana | 75 | 66.96 | 1,149 | 62.28 |
| | | Methamphetamines | 3 | 2.68 | 44 | 2.38 |
| | Age at 1st Use | 11 and under | 25 | 22.32 | 435 | 23.58 |
| | | 12 | 16 | 14.29 | 290 | 15.72 |
| | | 13 | 21 | 18.75 | 400 | 21.68 |
| | | 14 | 25 | 22.32 | 346 | 18.75 |
| | | 15 and above | 25 | 22.32 | 374 | 20.27 |
| Ever Injected Drugs | Yes | 2 | 1.79 | 62 | 3.36 | |

- Does not include DOC-paid admissions